



upland Ultriva

Ultriva 10.4 version

Release Notes

By Upland Software

Version 1.0

Table of Contents

<u>1</u>	<u>Enhancements.....</u>	<u>3</u>
1.1	Copyright message auto changed current Year	3
1.2	Modify Scrap tag view to include Shift name and Operator First name and Last name	4
1.3	Create method to store customer sent JSON data and user sent files for testing API.....	5

Ultriva 10.4 Release Notes

1 Enhancements

1.1 Copyright message auto changed current Year

Copyright message automatically is automatically updating to the current year instead of having to update it manually each year.

The screenshot shows the Ultriva Lean Suite QA 10.4 Admin interface. The page title is "About Ultriva Applications". It displays the following information:

- Ultriva ® Lean Suite 10.4.0.0 Built On 2022-11-28 05:57:04
- Key: EK005AX00476P1SZWZK0X10F14FC001
- Business Unit: TCEK-Ram

Applications:

- Plant
- Supplier
- Customer
- Inventory Optimization Tool
- DDS Lite
- Request For Quotation
- Quality Management

Features:

- Scheduling
- Operations/OEE
- Internal Kanban
- Supplier Kanban
- Customer Kanban
- SBR
- Plant

Licenses:

- 1 Plant License
- Unlimited Supplier License
- Unlimited Workcenter License


Sorted by: Field Name

Field Name ↑	Field Value ↑
about info	Ultriva ® Business Objects Version 10.4.0.0 Built On 2022-11-28 05:51:57
application license	QALS104
busunit id	BSU22ZAQALQG
busunit type	PLANT
caller time	2022-12-01 15:21:42
caller timezone	(GMT+05:30) Chennai, Mumbai, New Delhi
login name	buyeruser
server time	2022-12-01 03:51:42
session id	1048176
user id	USR22ZAQALC8
user locale	en-us

Ultriva © 2022

1.2 Modify Scrap tag view to include Shift name and Operator First name and Last name

Modified Scrap tag view to include Shift name and Operator First name and Last name, these fields are not available to be displayed on any label.

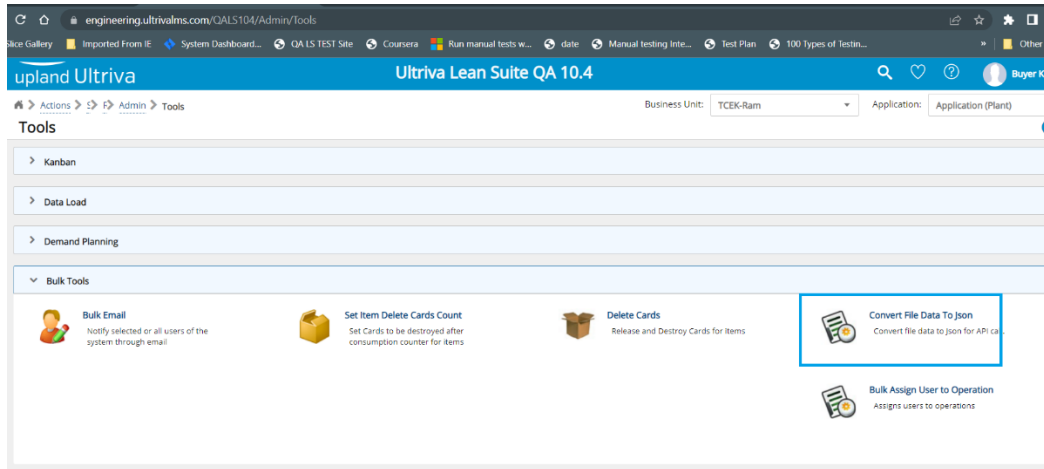
NCF#	SCR2223TQAL	Non-Conformance Form	Section A
Part#	ITPS040522	Qty: 25.0000	Reason SR Reasons
Job#	2846		Machine: Mac1
Description Defect:	SR Reasons		Shift: Shift2
Comment:	_____		
Reported By:	Databizwarehouse user	Date:	12/01/2022
Dept Supervisor Approval:	_____		
Review Team: Quality, Engineering, Dept Management Disposition:			Section B
Deviation	Rework	Scrap	Return to Supplier
Disposition by:	_____	Date:	_____
Proposed Action:	_____		Section C
Rev. 4 (oct 2022)			Form QSF 8.3-1.6

Ultriva 10.4 Release Notes

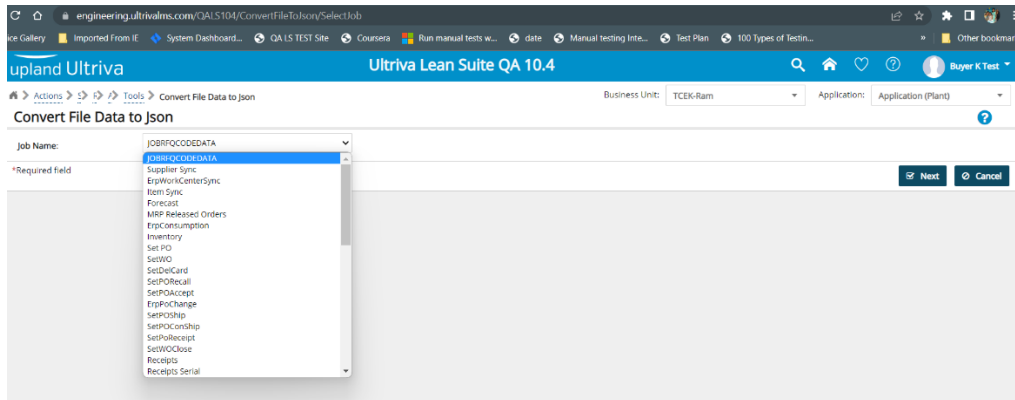
1.3 Create method to store customer sent JSON data and user sent files for testing API

A new tool was developed to allow users to convert any file used for file-based integration into a JSON that can be used to do calls to Ultriva REST API.

Added new menu convert file data to JSON in bulk tools list:



Select Batch job to convert to JSON data:



Ultriva 10.4 Release Notes

Upload item sync batch file:

Load Item data

Please upload the following files. The file should be TAB delimited. The first row should contain header columns and the column names should match with the sample file given below.
Download the sample file for your reference by clicking the Sample File Download link. File size limit is 4MB

*File Encoding:: Western European (Windows)

*Select Item data file: Choose File No file chosen [Click here to Download Sample File](#)

*Required field Upload Files Cancel

It allow users to converts data to JSON then directly copy to clipboard

engineering.ultrivalms.com/QALS104/EboFileToJsonWizard/Next

Upland Ultriva Ultriva Lean Suite QA 10.4

Tools > Actions > Home Business Unit:

Convert File Data to Json (API): Show Json Output

Preview Source Data Show Json Output

Json Data :

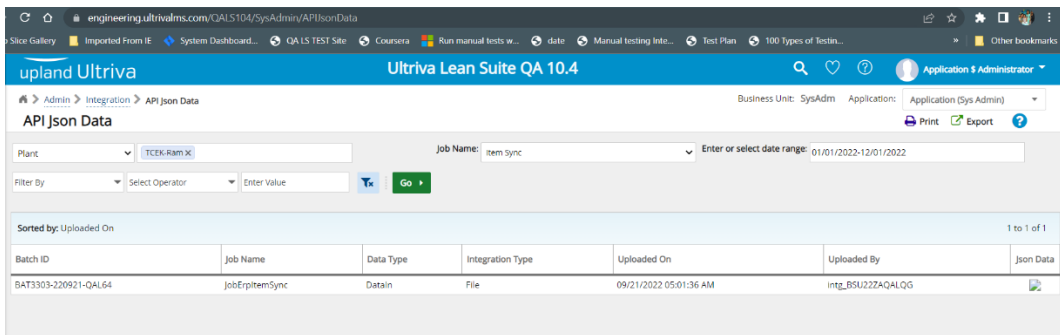
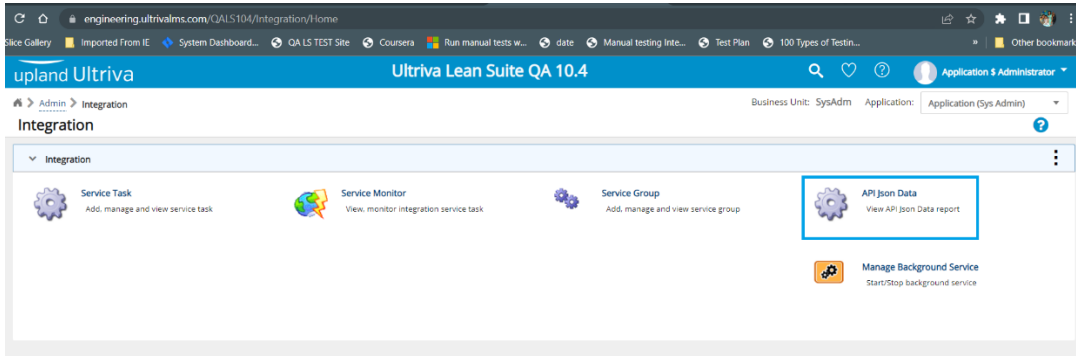
```
[{"PLANTCODE":"TCEK-Ram","ITEMNO":"IT060921","ORDERCYCLE":"3","INSPECTIONREQUIRED":"1","CATEGORY":"KANBAN","ITEMDESC":"TestMinorders","LEADTIME":"4","MINORDERQTY":"4","SUPPLIERPOLINUM":"5","SUPPLIERPONUM":"6","BUYERCODE":"BC240516","INVENTORYUNITCOST":"4","CARDQTY":"45","SAFETYTIME":"3","SUPPLIERITEMDESC":"TestMinorder","SUPPLIERITEMNO":"IT060921","TRANSITTIME":"5","UOM":"5","DAILYDEMAND":"5","VENDORCODE":"supnew","rowno":"1"}]
```

Copy to Clipboard

Ultriva 10.4 Release Notes

New report is created for sysadmin and APPCSR user allowing system administrators to get all the data obtained/produced when users are calling Ultriva REST API.

This page shows a filter like the Batch Job Status report, once the batch job is selected from the filter.



Grid displayed showing the main information for each execution and there should be a “Json Data” column, each row will have a small icon with a link to download a .json file.

