

Upland Ultriva Release Notes

v10.9



Table of Contents

HHT Integration Conversion	2
Changes in file base Integrations to saving json data.....	4
Bug Fixes:.....	5

HHT Integration Conversion

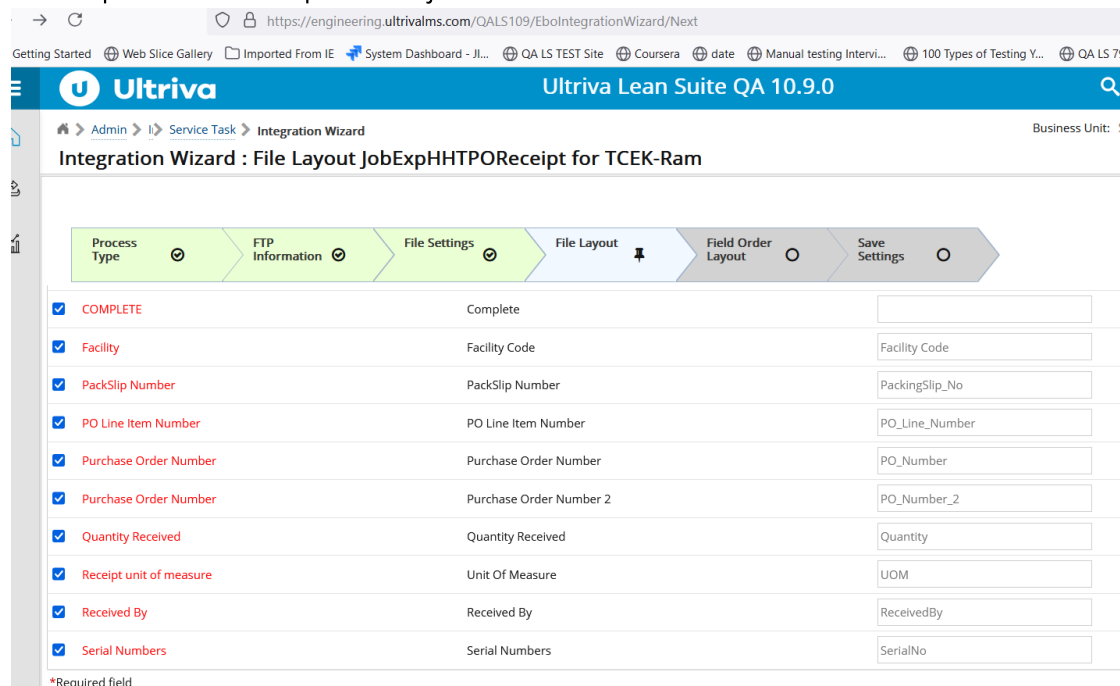
Replacing the HHT integration server with hosted file-based integration. Data out tasks for receive and put away (Location Transfer

Receipt File Integration Transaction

→ Configure POReceive Rule to insert a record to Integration View when Receive action takes place

→ Create a new DataOut integration job (File Base) to Export the Receipt files using exactly the same format that was generated by the Integration Server

JobExpHHTPOReceipt batchjob :



Parameter	Description	Field Name
<input checked="" type="checkbox"/> COMPLETE	Complete	
<input checked="" type="checkbox"/> Facility	Facility Code	Facility Code
<input checked="" type="checkbox"/> PackSlip Number	PackSlip Number	PackingSlip_No
<input checked="" type="checkbox"/> PO Line Item Number	PO Line Item Number	PO_Line_Number
<input checked="" type="checkbox"/> Purchase Order Number	Purchase Order Number	PO_Number
<input checked="" type="checkbox"/> Purchase Order Number	Purchase Order Number 2	PO_Number_2
<input checked="" type="checkbox"/> Quantity Received	Quantity Received	Quantity
<input checked="" type="checkbox"/> Receipt unit of measure	Unit Of Measure	UOM
<input checked="" type="checkbox"/> Received By	Received By	ReceivedBy
<input checked="" type="checkbox"/> Serial Numbers	Serial Numbers	SerialNo

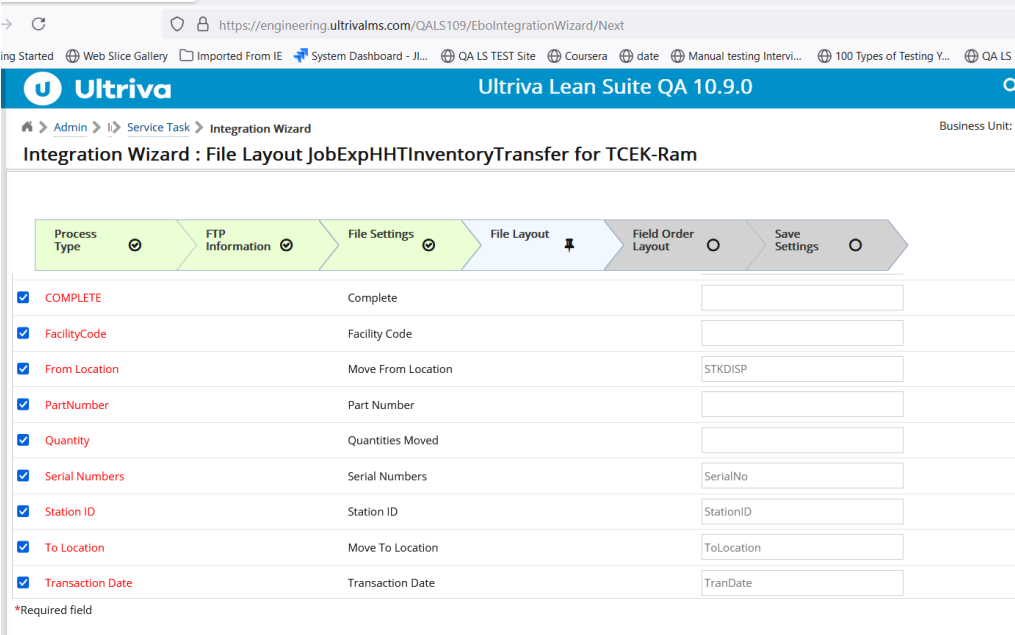
*Required field

Job file parameters list: Complete, Facility, PackSlip Number, PO Line Item Number, Purchase Order Number, Purchase Order Number, Quantity Received, Receipt unit of measure, Received By, Serial Numbers, Station ID, Transaction Date, Transaction Time, Transaction Type

Location Mode File Integration Transaction

Create a new DataOut integration job (File Base) to Export the Location Move file using exactly the same format that was generated by the Integration Server

JobExpHHTInventoryTransfer Batch job:



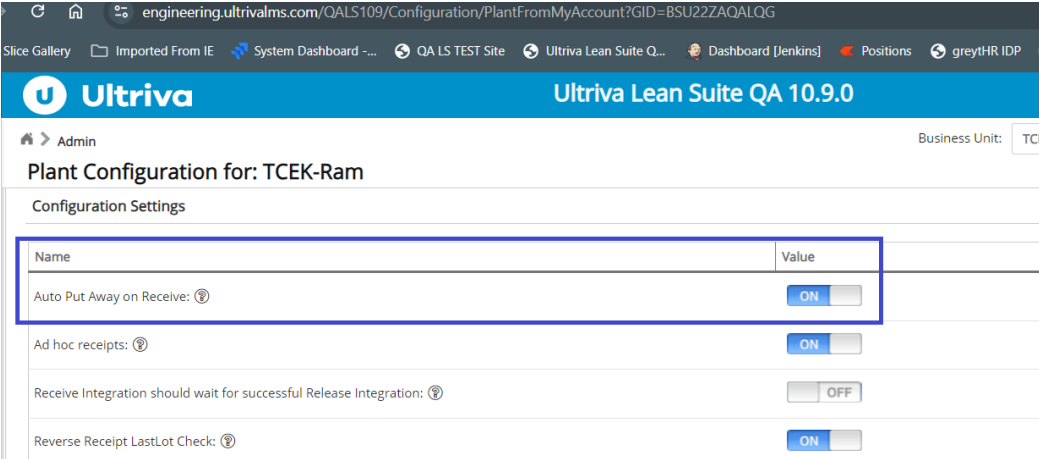
Process Type	FTP Information	File Settings	File Layout	Field Order Layout	Save Settings
<input checked="" type="checkbox"/> COMPLETE		Complete			
<input checked="" type="checkbox"/> FacilityCode		Facility Code			
<input checked="" type="checkbox"/> From Location		Move From Location	STKDISP		
<input checked="" type="checkbox"/> PartNumber		Part Number			
<input checked="" type="checkbox"/> Quantity		Quantities Moved			
<input checked="" type="checkbox"/> Serial Numbers		Serial Numbers	SerialNo		
<input checked="" type="checkbox"/> Station ID		Station ID	StationID		
<input checked="" type="checkbox"/> To Location		Move To Location	ToLocation		
<input checked="" type="checkbox"/> Transaction Date		Transaction Date	TranDate		

*Required field

Job file parameters list: Complete, FacilityCode, From Location, PartNumber, Quantity, Serial Numbers, Station ID, To Location, Transaction Date, Transaction Time, Transaction Type, UOM

PutAway File Integration Transaction:

Add a new Custom System Configuration to trigger PutAway action once the user is doing a Receive Action



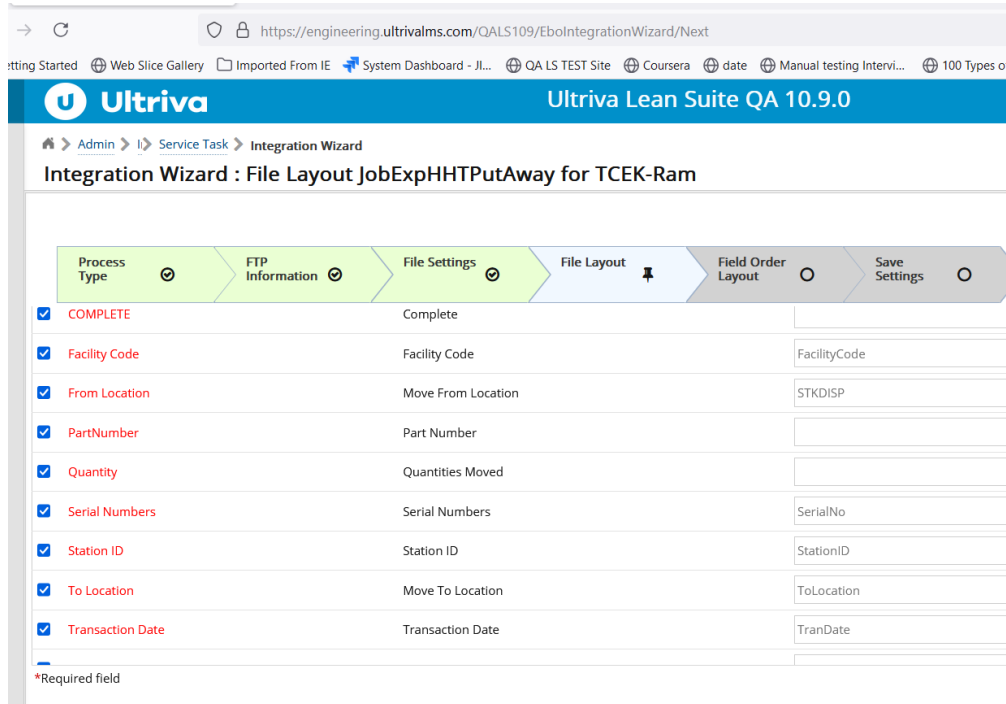
Name	Value
Auto Put Away on Receive: ⓘ	<input checked="" type="checkbox"/> ON
Ad hoc receipts: ⓘ	<input checked="" type="checkbox"/> ON
Receive Integration should wait for successful Release Integration: ⓘ	<input type="checkbox"/> OFF
Reverse Receipt LastLot Check: ⓘ	<input checked="" type="checkbox"/> ON

Auto Putaway On Receive-ON: Auto putaway done after receive cards

Auto Putaway On Receive-OFF: Cards move to putaway state after receive cards one.

→ Configure PutAway Rule to insert a record to IntegrationView when PutAway action takes place

→ Create a new DataOut integration job (File Base) to Export the putaway files using exactly the same format that was generated by the Integration Server



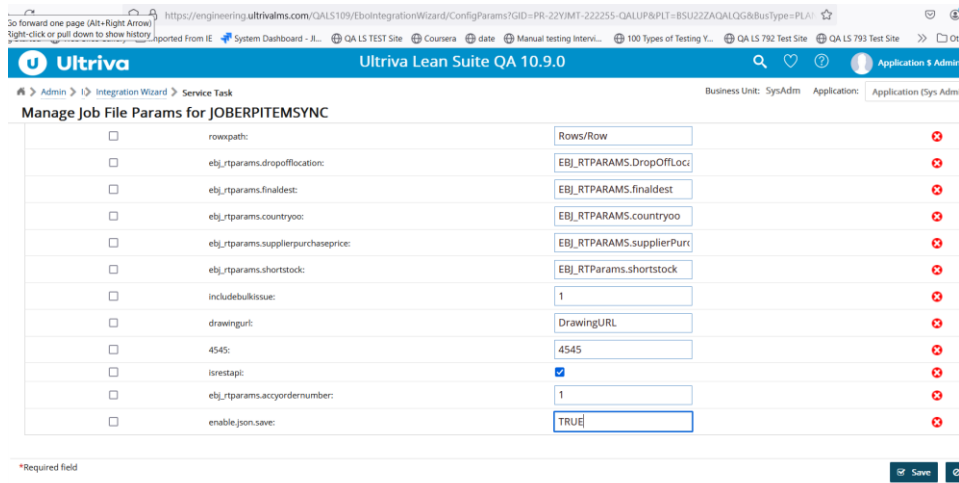
Process Type	FTP Information	File Settings	File Layout	Field Order Layout	Save Settings
<input checked="" type="checkbox"/> COMPLETE		Complete			
<input checked="" type="checkbox"/> Facility Code		Facility Code		FacilityCode	
<input checked="" type="checkbox"/> From Location		Move From Location		STKDISP	
<input checked="" type="checkbox"/> PartNumber		Part Number			
<input checked="" type="checkbox"/> Quantity		Quantities Moved			
<input checked="" type="checkbox"/> Serial Numbers		Serial Numbers		SerialNo	
<input checked="" type="checkbox"/> Station ID		Station ID		StationID	
<input checked="" type="checkbox"/> To Location		Move To Location		ToLocation	
<input checked="" type="checkbox"/> Transaction Date		Transaction Date		TranDate	

*Required field

Job file parameters list: COMPLETE, Facility Code, From Location, PartNumber, Quantity, Serial Numbers, Station ID, To Location, Transaction Date, Transaction Time, Transaction Type, UOM

Changes in file-based Integrations for saving Json data

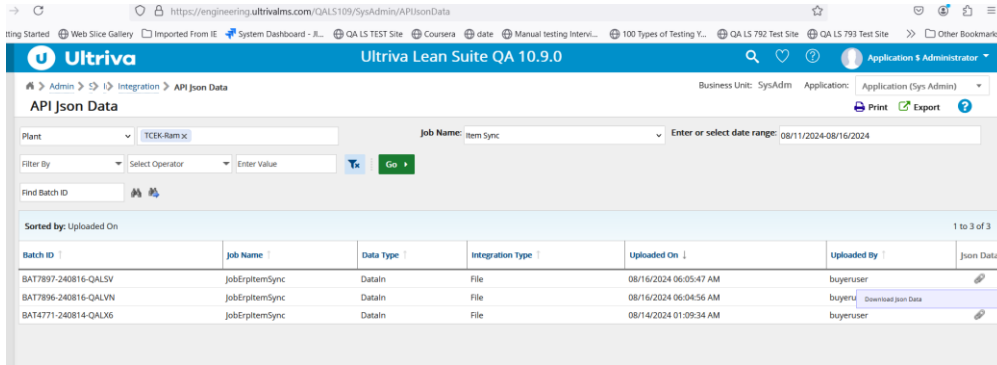
New job file parameter added "enable.json.save" By default we won't be saving the Json and just when "enable.json.save" is TRUE, we should convert the data to Json and save it



Parameter Name	Value	Required
rowspath:	Rows/Row	<input checked="" type="checkbox"/>
ebj_rtparams.dropofflocation:	EBJ_RTPARAMS.DropOffLoc	<input checked="" type="checkbox"/>
ebj_rtparams.finaldest:	EBJ_RTPARAMS.finaldest	<input checked="" type="checkbox"/>
ebj_rtparams.countryyoo:	EBJ_RTPARAMS.countryyoo	<input checked="" type="checkbox"/>
ebj_rtparams.supplierpurchaseprice:	EBJ_RTPARAMS.supplierPurc	<input checked="" type="checkbox"/>
ebj_rtparams.shortstock:	EBJ_RTParams.shortstock	<input checked="" type="checkbox"/>
includebulkissue:	1	<input checked="" type="checkbox"/>
drawingurl:	DrawingURL	<input checked="" type="checkbox"/>
4545:	4545	<input checked="" type="checkbox"/>
isrestapi:	<input checked="" type="checkbox"/>	<input checked="" type="checkbox"/>
ebj_rtparams.accyordernumber:	1	<input checked="" type="checkbox"/>
enable.json.save:	TRUE	<input checked="" type="checkbox"/>

*Required field

Save



API json Data

Plant: TYCEK-Ram x Job Name: Item Sync Enter or select date range: 08/11/2024-08/16/2024

Filter By: Select Operator Enter Value

Find Batch ID

Sorted by: Uploaded On 1 to 3 of 3

Batch ID	Job Name	Data Type	Integration Type	Uploaded On	Uploaded By	Json Data
BAT7897-240816-QALSV	jobErpitemSync	Datain	File	08/16/2024 06:05:47 AM	buyenuser	
BAT7896-240816-QALVN	jobErpitemSync	Datain	File	08/16/2024 06:04:56 AM	buyenuser	Download json Data
BAT4771-240814-QALX6	jobErpitemSync	Datain	File	08/14/2024 01:09:34 AM	buyenuser	

Bug Fixes:

1. CSP-Lot qty is not taking four decimals, taking only three decimals at receive cards page
2. CSP-Kanban History custom report shows "DUPLICATE" cards and supplier shows as "SYSADMIN"
3. CSP-Search card results data is not shown in exported excel sheet.