



Ultriva 7.6 and Higher

Edit a Supplier

Reference Guide

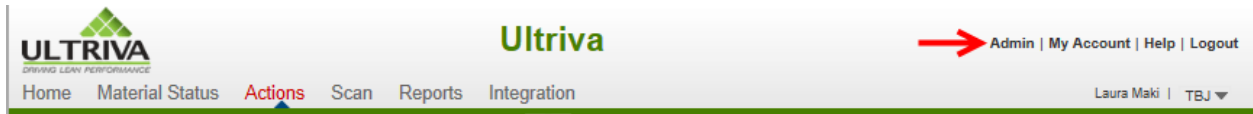
Table of Contents

(Click to follow link)

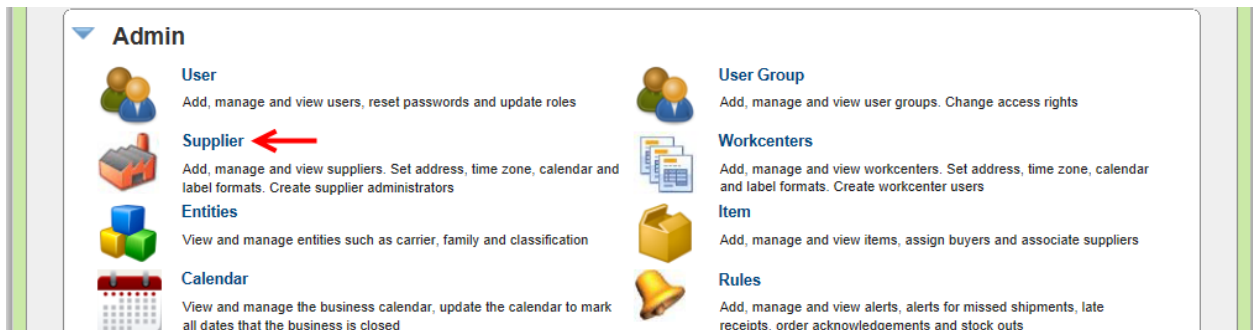
[Edit a Supplier](#) 2

Edit a Supplier

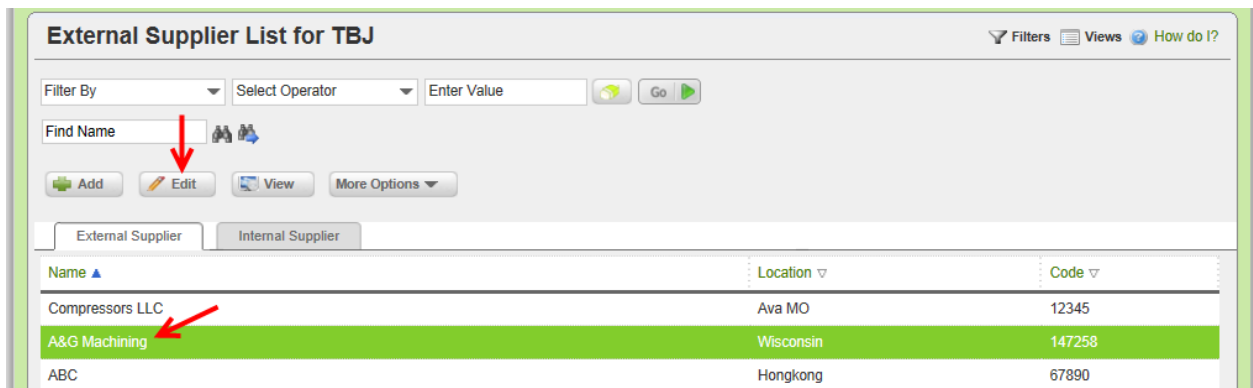
To navigate to “Supplier”, click on “Admin”



Click on “Supplier”



Click on the “Supplier to Edit” and the line will highlight. Click on the “Edit” button.



Edit any of the **information** on the screen. Click on the “Save” button.

ULTRIVA **Ultriva** Admin | My Account | Help | Logout
Home Material Status Actions Scan Reports Integration Laura Maki | TBJ

Product Line A / F S / A / F / E Tools Supplier Favorites

Modify Supplier A&G Machining

Last modified on [06/25/2014] by [Laura Maki] How do I?

Supplier Information

Name: A&G Machining Location: Wisconsin
Code: 252525 Label Format: Ebix2X4
Timezone: (GMT-12:00) International Date Line West
Weekly Holiday: Sun Mon Tue Wed Thu Fri Sat

Kanban Configuration

Auto Accept: OFF Auto Receive: OFF
Supplier uses Shipment module: ON Adjust Calculated ReqShipDate to EOD: OFF

Address Information

Address 1: 2525 Packer Drive Address 2:
Address 3: City: Green Bay
State/Province: WI Zip/Postal Code: 123456
Country: USA

Other Details

DUNS: URL:
Minority Owned: Women Owned:
About Info:

* Required field **Save** | X | Cancel

The “Supplier A&G Machining modified successfully”

External Supplier List for TBJ

Filters Views How do I?

Supplier A&G Machining modified Successfully

Filter By Select Operator Enter Value Go

Find Name

Add Edit View More Options